

Name: \_\_\_\_\_

# wh, th, ch, sh



Directions: Cut apart the pictures below. Glue them next to the matching sounds. Write the letters on the line.

th









wh



ch

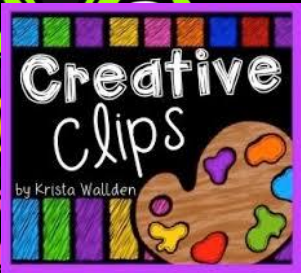


sh



# Thank You For Your Purchase!

If you have trouble printing, see a small error, or simply have a question, please feel free to use the "Ask a Question" feature on TPT. I will get back to you right away!



Come visit my store and Follow Me for more resources!

[teacherspayteachers.com/Store/](https://www.teacherspayteachers.com/Store/Alicia-Broughton)

[Alicia-Broughton](https://www.teacherspayteachers.com/Store/Alicia-Broughton)



Clip Art & Backgrounds by Krista Wallden

[www.teacherspayteachers.com/Store/Krista-Wallden](https://www.teacherspayteachers.com/Store/Krista-Wallden)

© Alicia Broughton, 2015